


The Trail

Cub Scouts - Boy Scouts - Venturing



Check Out The New Website & Facebook

In case you hadn't noticed it, the Greater St Louis Area Council has a new website. It's got a great new look, and lots of great functionality. Hopefully you find it easier to use and more helpful.

The home for Gravois Trail can be found here: [Gravoi Trail Website](#)

Also, for those of you comfortable with Facebook, Gravois Trail has a Facebook page located here: [Gravois Trail Facebook](#)

Finally, don't forget to send your email address to us so we can be sure you are on our mailing list:

Josh Bollam: joshua.bollam@scouting.org
Jerry Fix: jerry.fix@gmail.com

Welcome Back ! How To Use This Newsletter

Hopefully last month's inaugural issue proved helpful.

Here is a quick primer on how to use the newsletter. In addition to all the written info in the newsletter, all text in **BLUE**, **RED** and **GREEN** are clickable links that will take you directly to a website, email or to flyers and other info contained at the back of the newsletter.

As a reminder, below is contact info for all the committee chairpersons for the GT District:

Commissioner: [Neil Phipps](#)
C. 314-560-2836
phippсна@prodigy.net
Activities: [Jean-Marie Nilges](#)
C. 314-504-7733
jnilges@jwterill.com
Advancement: [Jere Strobl](#)

Camping: C. 314-780-5256
jere_strobl@sbcglobal.com
[Gil Kauffmann](#)
C. 314-910-3994
gilkauffmann@gmail.com
OA: [Janet Nelson](#)
(314) 799-2548
jdsnelson@charter.net
Membership: [Ken McFadden](#)
H. (720) 530-5800
Ken.mcfadden@mcfaddens.us
Training: [Paul Leicht Sr.](#)
C. (314) 409-7063
paulleichtsr@aol.com
Communications: [Jerry Fix](#)
C. (636) 221-4368
jerry.fix@gmail.com
Development: [Keith Guller](#)
kguller@essexind.com
Venturing: [Michael O'Donnell](#)
eaglescout721@gmail.com

District Directors Corner

Who Likes Snakes ?

District Director Josh Bollam highlighted this cool event coming up:

Since its inception in 2003, Repticon Reptile and Exotic Animal Expos has welcomed Boy and Girl Scouts and their leaders to our shows with discount tickets for family members and FREE ADMISSION for any Scout or leader wearing his/her uniform.

Repticon returns to St. Louis on November 8 & 9, 2014 for another fun-filled and highly educational event, suitable for all ages.

As always, we invite all of our Boy and Girl Scout troops and their families to join us for a great celebration of all things reptilian and amphibian. We also have invertebrates, spiders, furry critters and more!

Please distribute the attached ticket-discount coupon to every troop in your district for distribution to the families in their troops. Each can print as many tickets as they need so the entire family can come out to enjoy this great event.

You can get more info at the Repticon website: [Repticon 2014 Website](#)

Or, see the this flyer for more info (this is a link to the flyer at the end of the newsletter): [Repticon Flyer](#)

Membership

These first 2 months of the school year has been an exciting ride for all of us of which I would really like to thank everyone of the volunteers that took their personal time to make this happen. We could not have done this without each and everyone of you. I consider each of you "Awesome"!

Overall our numbers for the District are still down but we still have hope where I encourage all of you to continue to invite potential Scouts to your meetings and other special events that would act as a recruitment event. If any unit would like to do other recruitment events through the year please let me know and I'll be glad to assist any way I can.

As we now change our focus away from recruitment I would like to leave you with that even though we do focus on recruitment these first couple months, it is something we should be thinking about all year. With that said I will now start focusing on events and ways to keep the youth we do have involved and in Scouting. One big sore spot I have is Scouting loses way to many Scouts in the transition from Cub Scouts to Boy Scouts. Or Boy Scouts as they transition into another phase of their life around 16. We can still increase our membership by keeping the Scouts we already have. Even though I know it is an unrealistic goal, but I'd like to see 100% of the Scouts we recruited these last months to stay active in Scouting until they turn 21. I hope you

will join me at the District Membership meetings every month just before Roundtable to learn more about keeping Scouts involved (November is Cub Scouts and December is Boy Scouts).have getting into these schools. So please call.

For additional information about upcoming events that can be used for recruitment along with additional information pertaining to Membership please keep looking at the Gravois Trail Membership page: <http://stlbsa.org/gravoisrail/membership/> as information changes monthly

Camping

A fun time was had by all at the Fall PACAO. It was held the last weekend in September. The "Lord of The Rings" theme ended up a hit. Some 600 Scouts participated.

Mr. Kauffmann would like to thank the following for their help in running this year's PACAO:

- Chad Mange - Boy Scout Campmaster
- Brian Mischel - Boy Scout adult advisor
- Tim Barton - Cub Scout Campmaster

KLONDIKE DERBY:

The annual Klondike Derby is coming up January 31st - February 2nd 2015. More info will be coming soon and the camp manual will get posted online.





The Commissioners Report

RECHARTERING UPDATE

Every unit should be in the midst of completing the annual recharter process. The next phase began on November 1st

when the online portion of the process became available. If you have not already started the recharter process for your unit, you are behind the curve. With the holidays right around the corner and personal time for all leaders at a premium, completing the entire process before Thanksgiving may be the best gift to give yourself this holiday season!

The entire recharter process needs to be completed by Monday, December 15th to be on time.

Steps to complete before December 15th

- Login to the online system to start the process. Even if you're not quite ready, make sure your access to the system works (login information is available in your recharter paperwork)
- If there are Scouts or Leaders missing from your roster, obtain a new membership application from those individuals
- Ensure leaders whose Youth Protection Training has expired, or will expire before the end of 2014, have retaken the training on Scouting.org (see instructions in the **October Edition of The Trail** for creating a MyScouting account and linking to a member ID)
- Complete all steps of the online process and submit the recharter
- Print the signature form and obtain all required signatures

- Bring the signature form and your payment to the Council Service Center, BSA Outfitters, or Roundtable, to be processed and completed

Remember, starting this year, **if your unit's recharter is not completed by December 31st your unit will no longer be registered on January 1st**

This means your unit will no longer be insured, your Scouts cannot earn awards or advancement, you may not use GSLAC facilities, etc. Essentially, all unit activities must cease. A charter must be turned in to Council error

ALL units need to complete the Journey to Excellence forms and turn, regardless of whether or not you think your unit has earned the award.

free, with all signatures and complete payment in order to be considered complete.

Please reach out to your Unit Commissioner, Assistant District Commissioner (ADC) or District Commissioner if you have any questions (**find your Commissioner here**). We are here to help!

JOURNEY TO EXCELLENCE

With the end of another year comes the time to see how your unit compares to that national standards by completing the Journey to Excellence forms.

While we know many, if not most, Gravois Trail units are Journey to

Excellence Award winners, there are still many units that don't take the time to complete the forms and turn them in.

Others may think they are not award recipients by the data they keep, but may actually be winners based on Council's records.

ALL units need to complete the Journey to Excellence forms and turn them in, regardless of whether or not you

think you have earned the award. Questions about the forms can be directed to your Unit Commissioner.

If you would like, your Unit Commissioner will sit down with you to complete the forms. **Forms need to be completed and signed by December 31st**

The forms are not required to complete the recharter process, and may be turned in with your recharter or after.

The 2014 Journey to Excellence forms are found **here**.



Venturing

ADULT TRAINING:

We will be having ****NEW**** adult training in November. This is training based on the new requirements and program from the national organization. The training will be held :

- Saturday, November 8th
- 8:30AM – 12:30PM
- Trinity United Methodist Church
- 5275 S Lindbergh Blvd, St Louis, MO 63126

The cost will be \$20 and includes the NEW manual.

ROUNDTABLE:

Venturing Roundtable is Tuesday, November 4th at 7PM. Come see what the officers, you elected at Fall Fun Rally, have planned for you this scouting year.

Some of the things that will be discussed:

- The new district officers have identified experts who will discuss all of the trainings available to Scouting youth, including a discussion of the new classes which are tied to the new awards program.
- The return of the Hunger Games Recruiting Event in December (more details at the meeting)
- The Gravois Trail District Snow Tubing Event at Hidden Valley on Saturday, February 21st...**SAVE THE DATE!**
- You will get a sneak-peek at the courses at the upcoming Venturing College at the University of Scouting on Saturday, January 24th at Fox High School...save that date too.

The meeting will last about an hour and then we will go someplace like Orange Leaf to hang-out and talk for a while. Be sure to bring as many of your crew's officers as possible, so they can get involved and get your crew engaged in all that is going on in the district and council.

Activities

On Saturday Oct. 11th Gravois Trail again hosted the annual Fright Fest event at Beaumont Scout Ranch. This was another fun family friendly council wide event, with over 1,500 scouts, siblings, friends and family members attending.

As the crisp, cool afternoon turned into a chilly night, the sounds of laughter and screams were heard throughout Cub World as the families followed their guides and moved through the many events and mazes. Many participants arrived in costume and helped everyone get in the Halloween Spirit!

Event coordinator and Gravois Trail District Commissioner Mary Knapp again had a great group of helpers, with volunteers from across all the districts, representing Boy Scouts, Order of the Arrow, Venturing and adult Scouters. With the GSLAC Council Trading Post open for business, families arriving early for their tour time took advantage of the burgers, munchies and drinks before their tours. And many returned for hot chocolate and snacks before heading over to the bon fire.

From the start of the tour with a group wide tug a war competition, to the final station, making Slime with the STEM coordinators, a great time was had by all. Another fun, successful family friendly scouting event!!

Thank you for all you do for scouting!

Advancement

Upcoming Eagle Board of Review dates will be: December dates of 1, 9, 17, and 18. Please note that last date is moved up due to the Christmas holiday.

Eagle Project Review is the first Tuesday of the month at General American Insurance at 7PM. Project reviews are coordinated by Mike Nebel 314-892-7606 nebgmike@netzero.net.

Eagle Boards of Review are coordinated by Jerry Blackwell 314-822-4719.

Also, see the attached Merit Badge skill center flyer ([here](#)). It is for Automotive Maintenance. It is schedule for Saturday November 22, 2014.



SCOUTING FOR FOOD

NOV. 15



The more than 2 million food items collected during Scouting For Food support local pantries and can help feed people in need for months to come.

Leave your Scouting For Food bags filled with canned and non-perishable food on your doorstep by 9 a.m. on Nov. 15.



Scouting For Food

The Scouting for Food collection days are upon us, with bag drop off day Saturday November 8th and bag pickup day on Saturday November 15th.

Another family friendly event involving Scouting families participating in the annual community wide effort to restock the food pantries.

Our efforts on these 2 day food drives help provide much needed supplies for the food pantry visitors for the next couple of months.

There are some common sense rules to follow in order to be safe and have fun.

Safety for Scouting for Food:

1. Scouts must be legally fastened into seat belts or car seats anytime a car is moving.
2. Bags should be loosely tied to doors. Under no circumstances can they be on mail boxes.
3. Remember 2 deep leadership - 2 scouts, 2 adults.
4. Be respectful do not walk on lawns.
5. Beware of dogs, when in doubt don't approach.
6. Do not go into houses or approach cars.
7. Adults KNOW WHERE YOUR SCOUTS ARE AT ALL TIMES

BE SMART STAY SAFE

Review these rules with your scouts and parents.

To help get the word out, put info about Scouting for Food on your own website or facebook page.

If your company supports any type of community information on websites or Facebook pages please contact Christine Dieckmann (christine.dieckmann@scouting.org) GSLAC Director of Marketing for more info or assistance.

Let's get the word out about this GREAT event....



St. Louis Reptile & Exotic Animal Expo

Repticon proudly invites you to attend the Repticon St. Louis Reptile & Exotic Animal Show

When: November 8 & 9, 2014

Where: Moolah Shrine Center, St. Louis, MO



[Click for Map](#)

Repticon, a nationwide promoter of reptile and exotic animal expos, brings a unique blend of vendors, breeders, and educators to St. Louis. Our expos bring thousands of reptiles, amphibians, invertebrates, spiders, and small exotic animals to area enthusiasts. Top breeders and vendors will offer animals, merchandise, cages, supplies, live and frozen feeders, and much more, as well as their expert advice where needed.


In addition, world-class seminars by industry experts will educate and entertain. Many of the seminars feature live animals with an opportunity for guests to interact with them. Free-entry raffles are held frequently during both days of the event, offering guests the opportunity to win coveted prizes.



Scout Family Discount Ticket

Saturday & Sunday, November 8 & 9, 2014 * Moolah Shrine Center

Present this coupon at the Repticon ticket booth to receive a \$1 discount off each regular admission for the Repticon Reptile & Exotic Animal Show. Both Scouts and Leaders who attend in uniform will be admitted free, no coupon required.



GRAVOIS TRAIL

Automotive Maintenance

MERIT BADGE SKILL CENTER

SATURDAY, November 22, 2014

LOCATION

Mungenast St. Louis Honda
5939 S. Lindbergh Blvd.
St. Louis, MO 63123

Time: 2:00 PM – 5:00 PM

(Arrive 1:30 pm for registration. The program will begin at 2pm)

This Skill Center will be provided at the Mungenast Service Center listed above.

Merit badge counselors will be present to sign cards for each Scout who successfully completes requirements. Scouts unable to complete requirements during the Skill Center will receive a partial and will need to contact a counselor later for completion.

Scouts should wear jeans and a Scout T-Shirt. Do not wear Scout uniforms or shorts or hats. Boots are highly recommended.

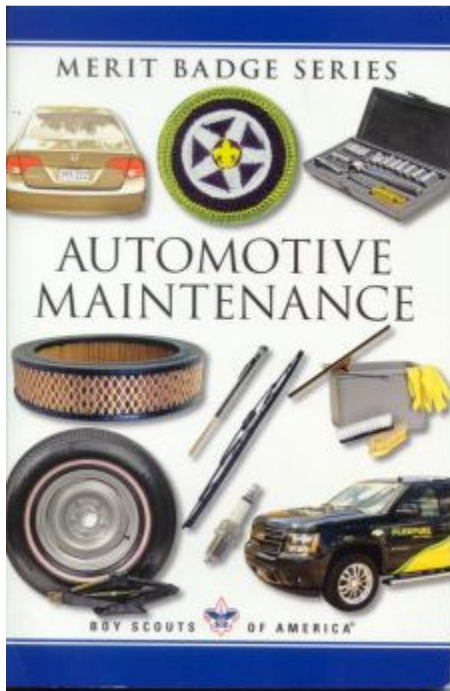
Each Scout must bring:

- ✓ A merit badge card signed by his Scoutmaster
- ✓ A pen, pencil or other writing instrument
- ✓ The merit badge book or the merit badge worksheet (see also www.meritbadge.com)

To register, SCOUTS should call Jere Strobl at 314-780-5256, or email jere_strobl@sbcglobal.net (email registration preferred)

Suggested script for registering: "Hello, my name is _____. I'm a Boy Scout in Troop _____ in _____ District. I'd like to register for the Automotive Maintenance merit badge on November 22. My phone number is _____, and I can receive email at _____."





Automotive Maintenance

You will need access to a car or truck and its owner's manual to meet some requirements for this merit badge.

1. Do the following:
 - a. Explain to your counselor the hazards you are most likely to encounter during automotive maintenance activities, and what you should do to anticipate, help prevent, mitigate, or lessen these hazards.
 - b. Discuss with your counselor the safety equipment, tools, and clothing used while checking or repairing a motor vehicle. Use this equipment, tools, and/or clothing (when needed or called for) in meeting the requirements for this merit badge.
2. **General Maintenance, Safety, and Registration**
Do the following:
 - A. Review the maintenance chart in the owner's manual. Explain the requirements and time limits.
 - B. Demonstrate how to check the following:
 1. Brake Fluid
 2. Engine Oil
 3. Coolant
 4. Power steering fluid
 5. Windshield washer fluid
 6. Transmission fluid
 7. Battery fluid (if possible) and condition of the battery terminals
 - C. Locate the fuse boxes; determine the size of fuses. Demonstrate the proper replacement of burned-out fuses.
 - D. Demonstrate how to check the condition and tension of belts and hoses.
 - E. Check the lighting in the vehicle, including instrument, warning, and exterior bulbs.
 - F. Locate and check the air filter.
 - G. Explain the purpose, importance, and limitations of safety belts and passive restraints.
 - H. Find out the requirements for the state inspection in your state, including how often a vehicle needs to be inspected.
 - I. Explain the importance of registering a vehicle and find out the annual registration fee for renewing your family car's registration.
3. **Dashboard.** Do the following:
 - a. Explain the function of the fuel gauge, speedometer, tachometer, oil pressure, and engine temperature gauge. Point out each one on the instrument cluster.
 - b. Explain the symbols that light up on the dashboard and the difference between the yellow and red symbols. Explain each of the indicators on the dashboard, using the owner's manual, if necessary.

4. **Tires.** Do the following:
 - a. Explain the difference between tire manufacturer's and vehicle manufacturer's specifications and show where to find them.
 - b. Demonstrate how to check pressure and properly inflate a tire. Check the spare tire and make sure it is ready for use.
 - c. Explain why wheel alignment is important to the life of a tire. Explain camber, caster, and toe-in adjustments on wheel alignment.
 - d. Explain the purpose of the lateral-wear bar indicator.
 - e. Explain how to dispose of old tires in accordance with local laws and regulations.
5. **Engine.** Do the following:
 - a. Explain how an internal combustion engine operates. Tell the differences between gasoline and diesel engines. Explain how a gasoline-electric hybrid vehicle is powered.
 - b. Explain the purpose of engine oil. Explain the API service code, the SAE number, and the viscosity rating.
 - c. Explain where to find the recommended oil type and the amount of oil to be used in the vehicle's engine.
6. **Cooling system** Do the following:
 - a. Explain the need for coolant in the cooling system.
 - b. Explain how to flush and change the engine coolant in the vehicle , and how to properly dispose of the used coolant.
7. **Fuel system.** Do the following:
 - a. Explain how the air and fuel systems work together and why it is necessary to have an air filter and fuel filter.
 - b. Explain how a how a fuel injection system works and how an on-board computer works with the fuel injection system.
8. **Ignition and electrical systems.** Do the following:
 - a. Diagram and explain the parts of the electrical system.
 - b. Explain the cylinder engine sequence.
 - c. Explain the purpose of the spark gap.
 - d. Demonstrate how to safely connect jumper cables to your car battery.
9. **Drive Train.** Do the following:
 - a. Diagram the drive train and explain the different parts.
 - b. Explain the difference between automatic and standard transmissions.
 - c. Explain the types of automatic transmission fluid.
 - d. Explain the types of lubricants used in a standard transmission and in the differential.
 - e. Explain the difference between front-wheel, rear- wheel, and four-wheel drive.
10. **Brake System.** Do the following:
 - a. Explain the brake system (including anti-lock systems) and how it operates.
 - b. Explain the differences between disc and drum systems.
 - c. Demonstrate how to check the condition of a vehicle's brake system. After checking make recommendations for repairs (if necessary).
11. Do two of the following:
 - a. Determine the value of three different vehicles you are interested in purchasing. One must be new and one must be used; the third vehicle can be new or used. For each vehicle, find out the requirements and cost of automobile insurance to include basic liability and options for collision, comprehensive, towing, and rental car. Using the three vehicles you chose and with your merit badge counselor's assistance, complete the operation/maintenance chart provided in the merit badge pamphlet. Use this information to determine the operating cost per mile for each vehicle, and discuss what you learn with your counselor.
 - b. Choose a car cleaner and wax product for a vehicle you want to clean. Explain clear-coat paint and the precautions necessary for care. Clean the vehicle, both inside and out, and wax the exterior. Use a vinyl and rubber protectant (on vinyl tops, rubber door seals, sidewalls, etc.) and explain the importance of the protectant.
 - c. Locate the manufacturer's jack Use the jack to demonstrate how to engage the jack correctly on the vehicle, then change a tire correctly.
 - d. Perform an oil filter and oil change on a vehicle. Explain how to properly dispose of the used oil and filter.
12. Find out about three career opportunities in the automotive industry. Pick one and find out about the education, training, and experience required for this profession. Discuss this with your counselor, and explain why this profession might interest you.