

Life To Eagle




What are the Requirements for Becoming an Eagle Scout?








Life To Eagle

1. Be active in your troop and patrol for at least 6 months as a Life Scout.
2. Demonstrate Scout spirit by living the Scout Oath and Scout Law in your everyday life.
3. Earn a total of 21 merit badges (10 more than you already have for the rank of Life Scout).
4. While a Life Scout serve actively for a period of 6 months in a position of responsibility in your unit.

Life To Eagle

5. While a Life Scout, plan, develop, and give leadership to others in a service project helpful to any religious institution, any school, or your community.
6. Take part in a Scoutmaster conference.
7. Successfully complete an Eagle Scout board of review.

Life To Eagle

Of the 21 Merit Badges needed for the rank of Eagle Scout, which are required?





Life To Eagle

- First Aid 
- Citizenship in the Community 
- Citizenship in the Nation 
- Citizenship in the World 





Life To Eagle

- Communications 
- Personal Fitness 
- Emergency Preparedness 
- OR
- Lifesaving 





Life To Eagle

- Environmental Science 
- OR 
- Sustainability (Starting 1 January 2014)
- Personal Management 
- Camping 

Life To Eagle

- Swimming 
- OR 
- Hiking
- OR 
- Cycling

Life To Eagle

- Family Life 
- Cooking 

Life To Eagle

Which leadership positions qualify for rank advancement?

- While a Life Scout, serve actively for a period of 6 months in one or more of the following positions of responsibility:
 - Boy Scout Troop:
 - Patrol Leader, Assistant Senior Patrol Leader, Senior Patrol Leader, Troop Guide, Order of the Arrow Troop Representative, Den Chief, Scribe, Librarian, Historian, Quartermaster, Junior Assistant Scoutmaster, Chaplain Aide, or Instructor.
 - Varsity Scout Team:
 - Captain, Co-captain, Program Manager, Squad Leader, Team Secretary, Order of the Arrow Team Representative, Librarian, Quartermaster, Chaplain Aide, Den Chief, or Instructor.

Life To Eagle

Life to Eagle – Service Project

From the Boy Scout Handbook:
 “While a Life Scout, plan, develop, and provide leadership to others in an “Eagle Scout Leadership Service Project”.

It’s purpose is:

..... To demonstrate and give **LEADERSHIP**

.....To others

.....In a Service Project

Life To Eagle

Eagle Scout Leadership Service Project
 - When to Start -

The new Life Scout should **start as soon as possible**.

The “Eagle Scout Leadership Service Project Workbook” will help the Scout plan and record his progress.

It will also help the Scout complete and submit a final report.

- Get an electronic copy of the workbook and other supporting information from the Lewis and Clark Council web site: <http://www.lewisandclarkbsa.org/advancements/bsinfo/eagle>
- Click on the Eagle Project Workbook

Life To Eagle

Your project must be for any religious institution, any school, or your community. It is important to note, however, that the Boy Scouts of America has recently redefined "your community" to include the "community of the world."


Normally, "your community" would not refer to individuals, although a council or district advancement committee may consider scenarios in which an individual in need can affect a community. It is then a matter of identifying a source representing the "community" who will provide approvals. For more information, see the Guide to Advancement, No. 33088, section 9.0.2.5.

Life To Eagle

You must use the Eagle Scout Service Project Workbook, BSA publication No. 512-927, in meeting this requirement.

The Eagle Scout Leadership Service Project Workbook (#512-927) is available for download from the NESA (www.nesa.org) and Lewis & Clark Council (http://www.lewisandclarkbsa.org/advancements/bsinfo/eagle) website in PDF, DOC, and RTF versions and the Eagle Scout Application (#512-728) is available in PDF format.

These can be used by Scouts in lieu of the printed forms obtained from the Council Office.



Life To Eagle

Eagle Scout Leadership Service Project
- **Where to find Projects** -

Contact representatives from potential service project organizations and ask about possible projects.

The Project Must Be Helpful to:
Community Non-profit Agencies
Religious Institutions
Schools
People with Disabilities

Life To Eagle

Eagle Scout Leadership Service Project
- **Where to find Projects** -

Local Project Sites Include:
Churches, Daycare Centers, Nursing Homes, Schools, Humane Associations, Beaver Creek Reserve, City Parks, Bike Trail, Tower Ridge Ski Area, White Pine Rehabilitation Center, Department of Natural Resources, School Forests

- The Project must be significant and must fill a need.
- It can not be for BSA!
- It can Not be for a for profit organization!

Life To Eagle

Eagle Scout Leadership Service Project
- **Scope of Project** -

How is the Eagle Service Project different from routine patrol and troop service projects performed earlier in the Scout's career?

In Troop service projects, the scout has been primarily a "helpful participant" on routine sorts of jobs of a simple nature i.e. picking up trash along roads, raking leaves, etc.

These projects have not required a great deal of leadership and planning.


Life To Eagle

Eagle Scout Leadership Service Project
- **Originality** -


Does the leadership service project for Eagle have to be original, perhaps something you dream up that has never been done before?

The answer: No, but it certainly could be.

You may pick a project that has been done before, but you must accept responsibility for planning, directing, and following through to its successful completion.



Life To Eagle




Eagle Scout Leadership Service Project
- **Limitations** -


Routine labor (a job or service normally rendered) should not be considered.

Work involving council property or other BSA activity is not permitted.


The project also may not be performed for a business or an individual, be of a commercial nature, or be a fund-raiser.

(Fund-raising is permitted only for securing materials or supplies needed to carry out your project.)





Life To Eagle





Eagle Scout Leadership Service Project
- **Official BSA Size Requirement** -

How big a project is required?


There are no specific requirements, as long as the project is helpful to a religious institution, school, or community.

The amount of time spent by you in planning your project and the actual working time spent in carrying out the project should be as much as is necessary for you to demonstrate your leadership of others.





Life To Eagle



Eagle Scout Leadership Service Project
- **Number of Hours** -

How much effort (i.e. how many hours) are enough for an Eagle project?


There is no minimum requirement, *but...*


...Eagle web sites indicate about 100 hours as an average for Eagle projects.

Many (if not most) trailblazer projects are over 100 hours.


The number of hours must be adequate to demonstrate planning, developing and leadership.

Projects anticipated to have 10-15 hours are probably not ample enough to give the scout planning, developing, and leadership opportunities.





Life To Eagle




Eagle Scout Leadership Service Project
- **Where to find Projects** -

Let's Review some past projects and brainstorm some new ideas...

Potential Eagle Scout Leader Service Project Ideas:

Activity shelter-Large Playhouse-Outdoor Chapel-Information Kiosk-New deck-Retaining Wall-Boat Dock-Playground Equip.- Park fireplace-Fence- Recycling Bins-Pavilion-Cabinets-Birdhouses-Animal enclosure-Fish habitat- Weather station-New Signs-Volleyball Court-Basketball Court-Softball Diamond-Skate park-New trails-Picnic tables-Fire Bowl-Store Room-Garden-Habitat Construction-Handicapped Ramps-Voting Booths-Public Cemetery- Paint murals





Life To Eagle




Eagle Scout Leadership Service Project
- **Making Contacts** -

You have an idea – now what?


Initial Contact People:

- (1) Unit Leader
 - (1) To let him/her know you have a project idea
- (2) Unit Advancement Committee
 - (1) To let them know you have a project idea and to make sure you are aware of the requirements
- (3) The Benefactor of the Project
 - (1) The member who will describe the project that needs to be done and who will determine if the project was completed satisfactorily.





Life To Eagle



Eagle Scout Leadership Service Project
- **Making Contacts** -

Meeting with the community representative:

- Dress appropriately
- Introduce yourself
- State your purpose / intention
- Take notes
 - Be certain of what is expected
 - Will you need permission from any local, state, or other agency?
 - Building Permit?
 - Will you need to call Digger's Hotline?
 - Identify materials or tools you will need
 - Identify the location of the project
 - Project a timeline for completion
 - Find out if your project will require funding
 - Take "before" photos (if appropriate)



Life To Eagle

Eagle Scout Leadership Service Project
- **Writing the Proposal** -

The Project Description:

- Use the electronic form from the Council Website Use a computer to input all required information
- Required names and addresses and phone numbers
- State the purpose / intention of your project
 - Describe your project
 - Who will benefit
 - Why this project is important

Life To Eagle

Eagle Scout Leadership Service Project
- **Proposal Approvals** -

Obtain approvals before the project is started

- Eagle service project proposal must be approved by:
 - The Benefactor of the Project
 - Your Unit Leader (Scoutmaster)
 - Unit Committee (Usually the Committee Chair)
 - District Advancement Committee
 - Submit your proposal District Project approval board
 - Make sure your project is organized. Organization is one of the keys to good leadership.
 - Wear a complete uniform.

Life To Eagle

Eagle Scout Leadership Service Project
- **Proposal Approvals** -

Things for troop leaders to look for...

- Are the project description and project details clearly written, complete, and understandable?
- Who will benefit and how will they benefit?
- Is there an adequate plan to complete the work?
- Who can be contacted to verify the value of the project and the satisfactory completion of the project?
- The District Project Approval Checklist will help as a guide to review the project.

Life To Eagle

Eagle Scout Leadership Service Project
- **Proposal Approvals** -

All work connected to the Eagle Project (the writing, documentation, planning and the performing) should reflect...

A Scout's Best Effort!

Life To Eagle

District Project Approval Checklist

Used as a guide in Completing the Eagle Scout Project Workbook

(Note: The checklist content is partially obscured by a large watermark in the original image.)


Life To Eagle

Eagle Scout Leadership Service Project
- **Leadership** -


Leadership... What does it mean?

Taking charge by:

- Securing/arranging for the project.
- Doing the pre-planning for completion of all the tasks involved.
- Recruiting volunteers (scouts, adults, others).
- Assigning those volunteers to the tasks of the project.
- Supervising the tasks so that they are completed in a quality way.
- Staying in touch with the representative of the group to be served.
- Keeping careful track of hours involved (Eagle candidate and volunteers).
- Taking before and after photos.
- Preparing a final report in a quality way.
- Arranging for necessary carry-on of the project.





Life To Eagle




Eagle Scout Leadership Service Project
- Leadership -


The Eagle Scout Candidate should be prepared to answer this question at his Eagle Board of Review,
"How did you demonstrate and provide leadership in your Eagle Service Project?"

**Don't do for a Scout
what he can do for himself.**




Life To Eagle




Eagle Scout Leadership Service Project
- Carrying Out The Project -


Work Days

- Plan and carry out your work days
 - Organize your crew and adult workers / drivers
 - Have your materials and tools on site
 - Adults only on power tools
 - Prepare for emergencies / injuries
 - Keep your crew hydrated and fed
 - Lead by example!
 - Keep a journal
 - Dates, crew members, hours worked, accomplishments, photos






Life To Eagle




Eagle Scout Leadership Service Project
- Carrying Out The Project -


Project Completion

- Be sure that the community representative you worked with is satisfied with the outcome of the project.
- Note any changes that were made from the original proposal (additions, deletions, changes).






Life To Eagle




Eagle Scout Leadership Service Project
- Final Report -


The Documentation of your Project

- Use computer word processing software to write the report
- Include the following...
 - The original approved proposal pages
 - Final drawings and/or maps
 - Documentation of work
 - Paragraph or Journal entry format
 - Tell what happened, any unusual circumstances, any problems, leadership challenges, etc.
 - Complete listing of materials including cost
 - Complete listing of crew members
 - Names, days and hours worked






Life To Eagle




Eagle Scout Leadership Service Project
- Final Report -


The Documentation of your Project - continued

- Total time of project
 - Planning and project work time of Scout and crew
- Photos
 - Scan-in, mount or use a digital camera
 - Write captions to describe scenes
- Describe any changes from the original proposal
- Obtain signatures for final project approval
- Place your final report in a report cover or binder with clear plastic sleeves.





Life To Eagle




Life to Eagle – Final Submissions


Completion and Submission of:

- Eagle Scout Rank Application
- Eagle Scout Leadership Service Project Final Report
- Statement of Ambitions, Life Purpose, and Positions held
 - Requirement 6 on the Eagle Scout Rank Application

All items must be completed and submitted to the Council Office before the Scout's 18th birthday!



Life To Eagle



The image shows a detailed Eagle Scout Rank Application form with various sections for personal information, unit details, and a grid for tracking requirements. It includes the Boy Scouts of America logo and the text 'EAGLE SCOUT RANK APPLICATION'.

Life To Eagle

Life to Eagle – Final Submissions

Within Your Troop:

- Eagle Scout Rank Application
 - Work with your Scoutmaster and the troop advancement committee to complete the application through "Unit Approval". The rest is done at the Council level.
- Eagle Scout Leadership Service Project Final Report
 - Obtain all necessary signatures for final approval
- Schedule and complete a Scoutmaster conference.

Life To Eagle

Life to Eagle – Final Submissions

Submissions to the Council Service Center and the District Advancement Committee:

- Eagle Scout Rank Application
 - Submit to the Council Service Center for verification of records.
 - Include your response for Requirement 6.
- Eagle Scout Leadership Service Project Final Report
 - In the St. Clair District: submit to the Council Service Center
 - In Black Gold, Illini, Kaskaskia districts: submit or mail directly to your District Advancement Committee member.

Life To Eagle

Life to Eagle – Final Submissions

Submissions to the Council Service Center and the District Advancement Committee - continued:

- Six Letters of Recommendation
 - Sent directly to the Council Service Center/Advancement Contacts.
 - Letter authors are: Parents, Religious, Educational, Employer (if any), and 2 others.
 - Must be received before the Board of Review
 - Your letters must be in **Sealed** envelopes!

Life To Eagle

Life to Eagle – Council Approvals

Council Verifications:



- Eagle Scout Rank Application
 - A Council staff member will review the application for accuracy.
 - If all required dates and signatures are correct the application is forwarded to the District Advancement Committee
- Eagle Scout Service Project Workbook
 - The District Advancement Committee/Board of Review members will review.

Life To Eagle

Life to Eagle – Board of Review

Scheduling the Eagle Scout Board of Review:


- Once all submitted documents are approved, the District Advancement Committee member will contact the Scout.
 - Your Eagle Board of Review will consist of three to six members
 - Board members must be 21 or older and **not** the Scout's relatives or Scout's Unit Leaders.
 - Typically the board is comprised of District Scouters
 - The Eagle Scout Board of Review must be held no later than three months following the Scout's 18th birthday.



 **Life To Eagle** 

Life to Eagle – Board of Review

Preparing for the Eagle Scout Board of Review:

- **The Eagle Scout candidate should appear for his Board of Review in complete uniform including merit badge sash.**
- The District Advancement Committee member will bring the Eagle Scout Rank Application, the Service Project Final Report, Scout's Goal Statement (Req. 6), and the letters of Recommendation.
- The District Advancement Committee member will brief the Board regarding the process and their responsibilities.






 **Life To Eagle** 

Life to Eagle – Board of Review

Conducting the Eagle Scout Board of Review:

- The Eagle Scout Board of Review is not a test.
- The Eagle Scout candidate's Scouting, academic, extra-curricular, civic, and religious experiences are reviewed.
 - Scouting Program –
 - Leadership, involvement, merit badges, etc.
 - School involvement –
 - Leadership, academic, clubs, athletics, band, etc.
 - Community and Church involvement –
 - Leadership, volunteering, group activities
 - Eagle Scout Leadership Service Project






 **Life To Eagle** 

Life to Eagle – Board of Review

Conducting the Eagle Scout Board of Review:

- The Eagle Scout Board of Review takes about 30 minutes.
- The Board members must agree unanimously to recommend the candidate for the rank of Eagle Scout.





 **Life To Eagle** 

Life to Eagle – Final Steps

Following a Successful Eagle Scout Board of Review:

- The Service Project Final Report is returned to the Scout.
- The Eagle Scout Application is signed by the District Advancement Committee member and the Chair of the Board of Review.
- An advancement form is completed.
 - The District Advancement Committee member will submit these documents to the Council Service center
- The Council Service Center submits the completed application to the National Service Center.
 - Approval is usually returned within 4 weeks.




 **Life To Eagle** 

Life to Eagle – Final Steps

The Eagle Scout Court of Honor:

- After the National Service Center approves the application, the Eagle award is returned to the Council Service Center.
- The Unit Leader is contacted.
- The Eagle Scout works with his Unit Leader and Troop Committee to schedule his Court of Honor!



 **Life To Eagle** 

Resources

<http://www.meritbadge.com>
<http://www.meritbadge.org>
<http://www.scouting.org> (National Web site)
<http://www.lewisandclarkbsa.org/advancements/bsinfo/eagle>
 (Council Web site)
<http://www.usscouts.org>
<http://www.eaglescout.org>
<http://www.nesa.org>

- All of these websites have a wealth of information

